



**UDIN: 20163940AAAAN6830**

To,  
The Board of Directors  
Gujarat Natural Resources limited

**Opinion**

We have audited the accompanying standalone annual financial results of Gujarat Natural Resources limited (hereinafter referred to as 'the Company' ) for the quarter and year ended March 31, 2020 ('the Statement'), attached herewith, being submitted by the Company pursuant to the requirement of Regulation 33 of the SEBI (Listing Obligations and Disclosure Requirements) Regulations, 2015, as amended ('Listing Regulations').

In our opinion and to the best of our information and according to the explanations given to us, the aforesaid Statement:

(i) are presented in accordance with the requirements of Regulation 33 of the Listing Regulations in this regard; and

(ii) give a true and fair view in conformity with the applicable accounting standards prescribed under Section 133 of the Companies Act, 2013 ("the Act") read with Companies (Indian Accounting Standards) Rules, 2015, as amended, and other accounting principles generally accepted in India, of Net Loss and other comprehensive income and other financial information of the Company for the year ended March 31, 2020.

**Basis for Opinion**

We conducted our audit in accordance with the Standards on Auditing (SAs) specified under section 143(10) of the Act. Our responsibilities under those Standards are further described in the Auditor's Responsibilities for the Audit of the Standalone Financial Results section of our report. We are independent of the Company in accordance with the Code of Ethics issued by the Institute of Chartered Accountants of India together with the ethical requirements that are relevant to our audit of the financial statements under the provisions of the Act and the Rules thereunder, and we have fulfilled our other ethical responsibilities in accordance with these requirements and the Code of Ethics.

We believe that the audit evidence obtained by us is sufficient and appropriate to provide a basis for our opinion.

**Board of Directors' Responsibilities for the Standalone Financial Results**

This Statement have been prepared on the basis of the standalone annual financial statements. The Company's Board of Directors are responsible for the preparation and presentation of this Statement that give a true and fair view of the net loss and other comprehensive income in accordance with the Indian Accounting Standards prescribed under Section 133 of the Act read with Companies (Indian Accounting Standards) Rules, 2015, as amended issued thereunder and other accounting principles generally accepted in India and in compliance with Regulation 33 of the Listing Regulations. The Board of Directors of the Company are responsible for maintenance of adequate accounting records in accordance with the provisions of the Act for safeguarding of the assets of the Company and for preventing and detecting frauds and other



irregularities; selection and application of appropriate accounting policies; making judgments and estimates that are reasonable and prudent; and the design, implementation and maintenance of adequate internal financial controls, that were operating effectively for ensuring accuracy and completeness of the accounting records, relevant to the preparation and presentation of the Statement that give a true and fair view and are free from material misstatement, whether due to fraud or error, which have been used for the purpose of preparation of the Statement by the Directors of the Company, as aforesaid.

In preparing the Statement, the Board of Directors of the Company are responsible for assessing the ability of the Company to continue as a going concern, disclosing, as applicable, matters related to going concern and using the going concern basis of accounting unless the Board of Directors either intends to liquidate the Company or to cease operations, or has no realistic alternative but to do so.

The Board of Directors of the Company are responsible for overseeing the financial reporting process of the Company.

#### **Auditor's Responsibilities for the Audit of the Standalone Financial Results**

Our objectives are to obtain reasonable assurance about whether the Statement as a whole are free from material misstatement, whether due to fraud or error, and to issue an auditor's report that includes our opinion. Reasonable assurance is a high level of assurance, but is not a guarantee that an audit conducted in accordance with SAs will always detect a material misstatement when it exists. Misstatements can arise from fraud or error and are considered material if, individually or in the aggregate, they could reasonably be expected to influence the economic decisions of users taken on the basis of these Statement.

As part of an audit in accordance with SAs, we exercise professional judgment and maintain professional skepticism throughout the audit. We also:

Identify and assess the risks of material misstatement of the Statement, whether due to fraud or error, design and perform audit procedures responsive to those risks, and obtain audit evidence that is sufficient and appropriate to provide a basis for our opinion. The risk of not detecting a material misstatement resulting from fraud is higher than for one resulting from error, as fraud may involve collusion, forgery, intentional omissions, misrepresentations, or the override of internal control

Obtain an understanding of internal control relevant to the audit in order to design audit procedures that are appropriate in the circumstances. Under Section 143(3) (i) of the Act, we are also responsible for expressing our opinion on whether the company has adequate internal financial controls with reference to financial statements in place and the operating effectiveness of such controls.

Evaluate the appropriateness of accounting policies used and the reasonableness of accounting estimates and related disclosures made by the Board of Directors.

Conclude on the appropriateness of the Board of Directors use of the going concern basis of accounting and, based on the audit evidence obtained, whether a material uncertainty exists related to events or conditions that may cast significant doubt on the ability of the Company to continue as a going concern. If we conclude that a material uncertainty exists, we are required to draw attention in our auditor's report to the related disclosures in the Statement or, if such disclosures are inadequate, to modify our opinion . Our conclusions



are based on the audit evidence obtained up to the date of our auditor's report. However, future events or conditions may cause the Company to cease to continue as a going concern.

Evaluate the overall presentation, structure and content of the Statement, including the disclosures, and whether the Statement represent the underlying transactions and events in a manner that achieves fair presentation.

We communicate with those charged with governance of the Company of which we are the independent auditors regarding, among other matters, the planned scope and timing of the audit and significant audit findings, including any significant deficiencies in internal control that we identify during our audit.

We also provide those charged with governance with a statement that we have complied with relevant ethical requirements regarding independence, and to communicate with them all relationships and other matters that may reasonably be thought to bear on our independence, and where applicable, related safeguards.

### Other Matters

The Statement include the results for the quarter ended March 31 , 2020 being the balancing figure between the audited figures in respect of the full financial year and the published unaudited year to date figures up to the third quarter of the current financial year prepared in accordance with the recognition and measurement principles laid down in Indian Accounting Standard 34 "Interim Financial Reporting" which were subject to limited review by us.

We have not attended the physical inventory verification at locations as it was impracticable under current lock down restrictions imposed by the government. Our Opinion is not modified in respect of the above matters.

Place: Ahmedabad  
Date: 30/07/2020

**PATEL  
MITT  
SHAILES  
HBHAI**

Digitally signed by PATEL MITT  
SHAILES HBHAI  
DN: c=IN, o=GMCA, ou=25.4.20-7209215c0b476196ac,  
0007446a6077a3f12c5e8c3af,  
d=948999301700ac,  
postalCode=382475, street=8  
102 SHAILESH RD, SECTOR  
HANGOL,  
serialNumber=Credentia398a555  
8e0c8699732e4e947a2a9c05d5  
3128842a3872db42f94d,  
cn=Personal, c=IN, o=PATEL MITT  
SHAILES HBHAI  
Date: 2020.07.30 18:23:11 +05'30'

For, G M C A & Co.  
Chartered Accountants  
FRN: 109850W

CA. Mitt S. Patel  
Partner  
Membership No. 163940

# GUJARAT NATURAL RESOURCES LIMITED

Regd. Office : 3rd Floor A- Wing ,Gopal Palace, Opp. Ocean Park , Nr. Nehru Nagar , Satellite Road , Ahmedabad. -380015.

CIN : L27100GJ1991PLC016158

## STATEMENT OF STANDALONE AUDITED FINANCIAL RESULTS FOR THE QUARTER ENDED AND YEAR ENDED MARCH 31, 2020.

(Rs. in Lacs except per share data)

Particulars	Quarter Ended			Year Ended	
	31/03/2020	31/12/2019	31/03/2019	31/03/2020	31/03/2019
	Audited	Unaudited	Audited	Audited	Audited
<b>1 Income from Operations</b>					
(a) Revenue from operations	178.01	171.87	0.00	349.88	0.00
(b) Other Income	9.55	0.07	9.92	9.92	10.03
<b>Total Income</b>	<b>187.56</b>	<b>171.94</b>	<b>9.92</b>	<b>359.80</b>	<b>10.03</b>
<b>2 Expenses</b>					
(a) Cost of Materials consumed	0.00	0.00	0.00	0.00	0.00
(b) Purchase of stock-in-trade	152.31	144.15	0.00	296.45	0.00
(c) Increase/Decrease in inventories of FG, WIP and stock-in-trade	0.00	0.00	0.00	0.00	0.00
(d) Employee benefits expense	9.17	10.98	10.01	38.76	38.37
(e) Finance Cost	0.00	0.00	0.00	0.13	0.00
(f) Depreciation and amortisation expense	0.08	0.08	0.05	0.24	0.28
(g) Other expenses	2.43	3.57	3.75	15.91	21.92
<b>Total Expenses</b>	<b>163.99</b>	<b>158.78</b>	<b>13.81</b>	<b>351.49</b>	<b>60.57</b>
<b>3 Profit/(loss) before exceptional items and tax (1-2)</b>	<b>23.57</b>	<b>13.16</b>	<b>-3.89</b>	<b>8.31</b>	<b>-50.54</b>
4 Exceptional Items	0.00	0.00	0.00	0.00	0.00
<b>5 Profit/(Loss) before tax (3-4)</b>	<b>23.57</b>	<b>13.16</b>	<b>-3.89</b>	<b>8.31</b>	<b>-50.54</b>
6 Extraordinary Items	948.86	0.00	0.00	2522.31	0.00
<b>7 Profit/(Loss) before tax (5-6)</b>	<b>-925.29</b>	<b>13.16</b>	<b>-3.89</b>	<b>-2514.00</b>	<b>-50.54</b>
<b>8 Tax Expense</b>					
(a) Current tax	0.00	0.00	0.00	0.00	0.00
(b) Deferred tax	0.00	0.00	0.00	0.00	0.00
<b>Total Tax Expenses</b>	<b>0.00</b>	<b>0.00</b>	<b>0.00</b>	<b>0.00</b>	<b>0.00</b>
<b>9 Profit / (Loss) for the period from continuing operations (7-8)</b>	<b>-925.29</b>	<b>13.16</b>	<b>-3.89</b>	<b>-2514.00</b>	<b>-50.54</b>
<b>10 Profit (Loss) from discontinuing operations</b>	<b>0.00</b>	<b>0.00</b>	<b>0.00</b>	<b>0.00</b>	<b>0.00</b>
<b>11 Tax Expense of discontinuing operations</b>	<b>0.00</b>	<b>0.00</b>	<b>0.00</b>	<b>0.00</b>	<b>0.00</b>
<b>12 Profit (Loss) from discontinuing operations (after tax)(10+11)</b>	<b>0.00</b>	<b>0.00</b>	<b>0.00</b>	<b>0.00</b>	<b>0.00</b>
<b>13 Other Comprehensive Income</b>					
A(i) Items that will not be reclassified to profit or loss	0.00	0.00	0.00	0.00	0.00
(ii) Income tax relating to items that will not be reclassified to profit or loss	0.00	0.00	0.00	0.00	0.00
B (i) Items that will be reclassified to profit or loss	0.00	0.00	0.00	0.00	0.00
ii) Income tax relating to items that will be reclassified to profit or loss	0.00	0.00	0.00	0.00	0.00
<b>Other Comprehensive Income for the period</b>	<b>0.00</b>	<b>0.00</b>	<b>0.00</b>	<b>0.00</b>	<b>0.00</b>
<b>14 Total Comprehensive Income for the period</b>	<b>-925.29</b>	<b>13.16</b>	<b>-3.89</b>	<b>-2514.00</b>	<b>-50.54</b>
15 Paid-up equity share capital (Face value of Rs. 10/- each)	5625.16	5625.16	3875.16	5625.16	3875.16
16 Other Equity	-	-	-	-	5587.17
<b>17 Earnings Per Share (before exceptional items) (not annualised):</b>					
(a) Basic	0.04	0.02	-0.01	0.01	-0.13
(b) Diluted	0.04	0.02	-0.01	0.01	-0.11
<b>18 Earnings Per Share (after exceptional items) (not annualised):</b>					
(a) Basic	-1.64	0.02	-0.01	-4.47	-0.13
(b) Diluted	-1.64	0.02	-0.01	-4.47	-0.11

### Notes:

- The above standalone audited financial results have been reviewed by the Audit Committee and approved by the Board of Directors in their meeting held on July 30, 2020. The Audit under Regulation 33 of the SEBI (Listing Obligations and Disclosure Requirements) Regulations, 2015 has been carried out by the statutory auditors. The Audit Report does not contain any observation which could have an impact on the results for the quarter/year ended March 31, 2020.
- The Company adopted the Indian Accounting Standards ("Ind AS") effective 1st April, 2017 (transition date 1st April, 2016). The financial results have been prepared in accordance with Ind AS as prescribed under Section 133 of the Companies Act, 2013 read with the relevant Rules issued there under.
- Company operates in Oil and Gas and Trading activities.
- The figures for Quarter ended 31st March, 2020 are the balancing figures between the audited financial results for the year ended 31st March, 2020 and the published financial results for nine months ended 31st December, 2019
- Previous period's figures have been regrouped/rearranged wherever necessary to confirm to the current period's classification.
- Due to COVID-19 pandemic, the nationwide lockdown was imposed from 23<sup>rd</sup> March, 2020 which was further extended by various announcements made by the Central and State Government around the time. Our business activity has not been shut down during the lockdown period as the Company was part of Government denominated indispensable services. The management has made initial assessment of company's profitability and liquidity position along with overall economic impact of COVID-19. Based on corollary of such assessment, the Company does not expect a material impact of COVID-19 on its liquidity and future performances as on the date of these statements. The Company has made detailed disclosure of COVID-19 impact on the Company under Regulation 30 of SEBI (Listing Obligations & Disclosure Requirements), Regulation, 2015 read with SEBI Circular No. SEBI/HO/CFD/CMD1/CIR/P/2020/84 dated May 20



Date : 30/07/2020  
Place : Ahmedabad

For, GUJARAT NATURAL RESOURCES LTD.

*Shalini A Shah*  
SHALINI A SHAH  
MANAGING DIRECTOR  
DIN : 00297447



GUJARAT NATURAL RESOURCES LIMITED			
STATEMENT OF STANDALONE UNAUDITED ASSETS AND LIABILITIES			
		(Rs.in Lacs)	
Particulars		As at 31/03/2020	As at 31/03/2019
<b>A</b>	<b>ASSETS</b>		
	<b>1 Non-current Assets</b>		
(a)	Property , Plant and Equipment	1.26	1.26
(b)	Other Intangible assets	0.04	0.04
(c)	Capital work in progress	-	-
(d)	Intangible assets under development	-	-
(e)	<b>Financial Assets :</b>		
(i)	Investments	1,543.50	3,418.74
(ii)	Deferred tax assets (Net)	-	-
(iii)	Loans	53.50	255.20
(f)	Other non-current assets	362.92	362.92
	<b>Sub-total - Non-current Assets</b>	<b>1,961.22</b>	<b>4,038.16</b>
	<b>2 Current Assets</b>		
(a)	Inventories	-	-
(b)	<b>Financial Assets :</b>		
(i)	Investments	-	-
(ii)	Trade Receivables	113.59	750.91
(iii)	Cash and Cash Equivalents	14.50	31.15
(iv)	Loans	8,795.79	6,700.99
(c)	Other current assets	-	-
	<b>Sub-total - Current Assets</b>	<b>8,923.89</b>	<b>7,483.05</b>
	<b>TOTAL - ASSETS</b>	<b>10,885.11</b>	<b>11,521.19</b>
<b>B</b>	<b>EQUITY AND LIABILITIES</b>		
	<b>Shareholders' Funds</b>		
(a)	Share Capital	5,625.16	3,875.16
(b)	Other Equity	4,210.67	5,587.17
	<b>Sub-total - Shareholders' Funds</b>	<b>9,835.83</b>	<b>9,462.33</b>
	<b>1 Liabilities</b>		
	<b>Non-current Liabilities</b>		
(a)	<b>Financial Liabilities :</b>		
(i)	Borrowings	-	-
(b)	Deferred Tax Liabilities (Net)	-	-
(c)	Provisions	-	-
	<b>Sub-total - Non-current liabilities</b>	<b>-</b>	<b>-</b>
	<b>2 Current Liabilities</b>		
(a)	<b>Financial Liabilities :</b>		
(i)	Borrowings	212.54	1,205.67
(ii)	Trade Payables	812.59	812.59
(b)	Other Financial Liabilities	21.66	37.96
(c)	Provisions	2.50	2.37
	<b>Sub-total - Current Liabilities</b>	<b>1,049.28</b>	<b>2,058.59</b>
	<b>TOTAL - EQUITY AND LIABILITIES</b>	<b>10,885.11</b>	<b>11,520.92</b>




**GUJARAT NATURAL RESOURCES LIMITED****Cashflow Statement**

(Rs.in Lacs)

Particulars	01-04-2019 to 31-03-2020	01-04-2018 to 31-03-2019
<b>A Cash flow from Operating Activities</b>		
Net Profit Before Tax	(2,514.00)	(50.54)
Adjustments for:		
Add Depreciation	0.24	0.28
Less Dividend Income		
Less Interest Income		
Add Interest Expense		
Less Consolidation Adjustment		
Operating Profit / (Loss) before Working Capital Changes	<u>(2,513.76)</u>	<u>(50.26)</u>
Adjustments for:		
Increase/(Decrease) in Trade Payables		
Increase/(Decrease) in Short term Borrowing	(993.13)	(776.92)
Increase/(Decrease) in Provisions	0.13	(0.06)
Increase/(Decrease) in Other Current Liability	(16.30)	1.57
(Increase)/Decrease in Trade Receivables	637.31	(11.21)
(Increase)/Decrease in short term loans & advances	(2,094.81)	(467.70)
(Increase)/Decrease in inventories		
(Increase)/Decrease in other current assets		
Cashflow generated from Operating Activities	(4,980.56)	(1,304.57)
Income Tax Paid ( Net of Refund)		
<b>Net Cashflow generated from Operating Activities A</b>	<u>(4,980.56)</u>	<u>(1,304.57)</u>
<b>B Cash flow from Investment Activities</b>		
Purchase of Property , Plant and Equipment	(0.52)	
Change in Intangible Asset		
Sale of Property , Plant and Equipment		
Sale of Investments	1,875.24	
Purchase of Investments		
Share Application Money Received Back		
Interest Income		
Dividend Income		
<b>Net Cashflow generated from Investments Activities B</b>	<u>1,874.72</u>	<u>-</u>
<b>C Cash flow from Financing Activities</b>		
Interest Expenses		
Proceeds/(Repayment) towards Convertible Warrant	(962.50)	1,320.00
Non Controlling Interest		
Proceeds/(Repayment) towards Share Capital	3,850.00	
(Increase)/Decrease in other non-current assets		(16.88)
(Increase) /Decrease in Long term Loans & Advances (Assets)	201.69	0.12
Increase /(Decrease) in Borrowings (Liabilities)		
Increase/(Decrease) in non current liabilities		
Increase/(Decrease) in other financial liabilities		
<b>Net Cashflow generated from Financing Activities C</b>	<u>3,089.19</u>	<u>1,303.24</u>
<b>Net Change in Cash &amp; Cash Equivalents (A+B+C)</b>	(16.65)	(1.33)
Opening Cash & Cash Equivalents	31.15	32.48
<b>Closing Cash &amp; Cash Equivalents</b>	<u>14.50</u>	<u>31.15</u>



GUJARAT NATURAL RESOURCES LIMITED			
Audited Standalone Segment - Wise Revenue , Results and Capital Employed			
( Rs. In Lacs )			
Particulars	Quarter Ended		Year Ended
	31/03/2020	31/12/2019	31/03/2020
	Audited	Unaudited	Audited
<b>1. Segment Revenue</b>			
(a) Oil and Gas Product.	0.00	0.00	0.00
(b) Trading of Goods	178.01	171.87	349.88
(c) Others	0.00	0.00	0.00
<b>Total</b>			
<b>Less: Inter Segment Revenue</b>			
<b>Net sales/Income From Operations</b>	<b>178.01</b>	<b>171.87</b>	<b>349.88</b>
<b>2. Segment Results</b>			
(a) Oil and Gas Product.	0.00	0.00	0.00
(b) Trading of Goods	25.71	27.72	53.43
(c) Others	9.55	0.07	9.92
<b>Total</b>			
Less: (i) Other Un-allocable Expenditure net off	-11.69	-14.63	-55.04
<b>Total Profit Before Tax</b>	<b>23.57</b>	<b>13.16</b>	<b>8.31</b>
<b>3. Capital Employed</b>			
(Segment assets – Segment Liabilities)			
(a) Oil and Gas Product.	0.00	0.00	0.00
(b) Trading of Goods	113.59	79.20	113.59
(c ) Other Unallocable	9722.24	10681.92	9722.24
<b>Total</b>	<b>9835.83</b>	<b>10761.12</b>	<b>9835.83</b>







**UDIN:20163940AAAAIO1061**

To  
Board of Directors  
**Gujarat Natural Resources limited**

**Report on the Audit of the Consolidated Annual Financial Results Opinion**

We have audited the accompanying statement of quarterly and year to date consolidated financial results of **Gujarat Natural Resources limited** ("Holding Company") and its subsidiary (the Holding Company and its subsidiary together referred to as "the Group") for the quarter and year ended March 31, 2020, attached herewith, being submitted by the Holding Company pursuant to the requirement of Regulation 33 of the SEBI (Listing Obligation and Disclosure Requirement) Regulations, 2015, as amended ("Listing Regulations").

In our opinion and to the best of our information and according to the explanations given to us, and based on the consideration of reports of other auditors on separate audited financial statements of the subsidiary, the aforesaid consolidated annual financial results:

- A. includes the annual financial results for the year ended 31st March 2020, of the following entities

Sr. No.	Particulars	Name of the Entity
1.	Subsidiary	Sigma Oil & Gas Pvt. Ltd.
2.	Subsidiary	Gorlas Corporate Holding Ltd
3.	Subsidiary	Gorlas Global Energy Plc – Isle of Man
4.	Subsidiary	GNRL Oil & Gas Limited (Formerly known as Heramec Ltd.)
5.	Subsidiary	Heramec Oil & Gas (Singapore) Pte Ltd.
6.	Subsidiary	Alkor Petro Overseas Ltd.

- B. are presented in accordance with the requirements of Regulation 33 of the Listing Regulations in this regard and
- C. give a true and fair view in conformity with the recognition and measurement principles laid down in the applicable Indian Accounting Standards, and other accounting principles generally accepted in India, of the consolidated net loss and other comprehensive income and other financial information of the Group for the year ended 31 March 2020



### **Basis for Opinion**

We conducted our audit in accordance with the Standards on Auditing ('SAs') specified under section 143(10) of the Act. Our responsibilities under those standards are further described in the Auditor's Responsibilities for the Audit of the Statement section of our report. We are independent of the Group, in accordance with the Code of Ethics issued by the Institute of Chartered Accountants of India (the 'ICAI') together with the ethical requirements that are relevant to our audit of the financial statements under the provisions of the Act, and the rules thereunder, and we have fulfilled our other ethical responsibilities in accordance with these requirements and the Code of Ethics. We believe that the audit evidence obtained by us and that obtained by the other auditor in terms of their report referred to in paragraph of the Other Matters section below, is sufficient and appropriate to provide a basis for our opinion.

### **Responsibility of Management for the Consolidated Annual Financial Results**

The consolidated annual financial results have been prepared on the basis of the consolidated annual financial statements. The Holding Company's management and Board of Directors is responsible for the matters stated in section 134(5) of the Companies Act, 2013 ("the Act") with respect to the preparation of these annual financial results that give a true and fair view of the financial position, financial performance, changes in equity and cash flows of the Company in accordance with the accounting principles generally accepted in India, including the accounting Standards specified under section 133 of the Act. The respective Board of Directors of the companies included in the Group are responsible for maintenance of adequate accounting records in accordance with the provisions of the Act for safeguarding of the assets of the Group and for preventing and detecting frauds and other irregularities; selection and application of appropriate implementation and maintenance of accounting policies; making judgments and estimates that are reasonable and prudent; and design, implementation and maintenance of adequate internal financial controls, that were operating effectively for ensuring the accuracy and completeness of the accounting records, relevant to the preparation and presentation of the financial consolidated annual financial results that give a true and fair view and are free from material misstatement, whether due to fraud or error, which have been used for the purpose of preparation of the consolidated annual financial results by the Directors of the Holding Company, as aforesaid.

In preparing the consolidated annual financial results, the respective Board of Directors of the companies included in the Group is responsible for assessing the Group's ability to continue as a going concern, disclosing, as applicable, matters related to going concern and using the going concern basis of accounting unless Board of Directors either intends to liquidate the Company or to cease operations, or has no realistic alternative but to do so.





The respective Board of Directors of the companies included in the Group is also responsible for overseeing the financial reporting process of each company.

### **Auditor's Responsibility for the Audit of the Consolidated Financial Results**

Our objectives are to obtain reasonable assurance about whether the consolidated annual financial results as a whole are free from material misstatement, whether due to fraud or error, and to issue an auditor's report that includes our opinion. Reasonable assurance is a high level of assurance, but is not a guarantee that an audit conducted in accordance with SAs will always detect a material misstatement when it exists. Misstatements can arise from fraud or error and are considered material if, individually or in the aggregate, they could reasonably be expected to influence the economic decisions of users taken on the basis of the consolidated annual financial results.

As a part of an audit in accordance with SAs, we exercise professional judgment and maintain professional skepticism throughout the audit. We also:

- Identify and assess the risks of material misstatement of the annual financial results, whether due to fraud or error, design and perform audit procedures responsive to those risks, and obtain audit evidence that is sufficient and appropriate to provide a basis for our opinion. The risk of not detecting a material misstatement resulting from fraud is higher than for one resulting from error, as fraud may involve collusion, forgery, intentional omissions, misrepresentations, or the override of internal control.
- Obtain an understanding of internal financial controls relevant to the audit in order to design audit procedures that are appropriate in the circumstances. Under section 143(3)(i) of the Act, we are also responsible for expressing our opinion on whether the Company has adequate internal financial controls system in place and the operating effectiveness of such controls.
- Evaluate the appropriateness of accounting policies used and the reasonableness of accounting estimates and related disclosures made by management
- Conclude on the appropriateness of Board of Director's use of the going concern basis of accounting and, based on the audit evidence obtained, whether a material uncertainty exists related to events or conditions that may cast significant doubt on the Company's ability to continue as a going concern. If we conclude that a material uncertainty exists, we are required to draw attention in our auditor's report to the related disclosures in the annual financial results or, if such disclosures are inadequate, to modify our opinion. Our conclusions are based on the audit evidence obtained up to the date of our auditor's report. However, future events or conditions may cause the Company to cease to continue as a going concern



- Evaluate the overall presentation, structure and content of the consolidated annual financial results, including the disclosures, and whether the consolidated annual financial results represent the underlying transactions and events in a manner that achieves fair presentation.

We communicate with those charged with governance of the Holding Company and such other entities included in the consolidated annual financial results of which we are independent auditors regarding, among other matters, the planned scope and timing of the audit and significant audit findings, including any Significant deficiencies in internal control that we identify during our audit. We also provide those charged with governance with a statement that we have complied with relevant ethical requirements regarding independence, and to communicate with them all the relationships and other matters that may reasonably be thought to bear on our independence, and where applicable, related safeguards

We also performed procedures in accordance with the circular No CIRJCFD/CMD1/44/2019 issued by the SEBI under Regulation 33(8) of the Listing Regulations, as amended, to the extent applicable

#### **Other Matters**

We did not audit the annual financial statements of subsidiary included in the Statement for the year ended on that date, as considered in the Statement. These Annual Financial Statements have been audited by other auditor whose Audit report has been furnished to us by the management, and our opinion in so far as it relates to the amounts and disclosures Include in respect of this subsidiary is based solely on the audit report of such other auditor, and the procedure performed by us as stated in paragraph above.

Place: Ahmedabad  
Date: 30/07/2020

**PATEL  
MITT  
SHAILES  
HBHAI**

Digitally signed by PATEL MITT  
SHAILES HBHAI  
DN: cn=PATEL MITT  
SHAILES HBHAI,  
2.5.4.20=726d9215c0b476d196ac0  
6077e4d6d03737a172c5e0c3af63  
6849503019d8c,  
postalCode=382475, street=102  
SHIVAJI INDEPENDENT HANGUL,  
serialNumber=5e4d08378b838f  
6c0d8897334e4e9f2a29021563  
128842a3872db42948,  
o=Personal, cn=PATEL MITT  
SHAILES HBHAI  
Date: 2020.07.30 18:22:12 +05'30'

For, G M C A & CO.  
Chartered Accountants  
FRN No.:109850W

CA. Mitt S. Patel  
Partner  
Membership No. 163940

# GUJARAT NATURAL RESOURCES LIMITED

Regd. Office : 3rd Floor A- Wing, Gopal Palace, Opp. Ocean Park, Nr. Nehru Nagar, Satellite Road, Ahmedabad. -380015.

CIN : L27100GJ1991PLC016158

## STATEMENT OF CONSOLIDATED AUDITED FINANCIAL RESULTS FOR THE QUARTER ENDED AND YEAR MARCH 31, 2020.

(Rs. in Lacs except per share data)

Particulars	Quarter Ended			Year Ended	
	31/03/2020	31/12/2019	31/03/2019	31/03/2020	31/03/2019
	Audited	Unaudited	Audited	Audited	Audited
1 <b>Income from Operations</b>					
(a) Revenue from operations	381.82	346.21	166.35	1070.94	792.62
(b) Other Income	24.92	20.07	12.92	60.42	21.18
<b>Total Income</b>	<b>406.74</b>	<b>366.28</b>	<b>179.27</b>	<b>1131.37</b>	<b>813.80</b>
2 <b>Expenses</b>					
(a) Cost of Materials consumed	0.00	0.00	0.00	0.00	0.00
(b) Purchase of stock-in-trade	152.31	144.14	0.00	296.45	0.00
(c) Increase/Decrease in inventories of FG, WIP and stock-in-trade	-0.21	0.51	0.89	-0.82	0.71
(d) Employee benefits expense	58.80	50.92	39.15	174.72	133.96
(e) Finance Cost	9.77	7.11	17.03	45.49	64.97
(f) Depreciation and amortisation expense	122.70	103.35	124.99	421.26	466.23
(g) Other expenses	141.19	90.74	98.76	434.57	403.40
<b>Total Expenses</b>	<b>484.56</b>	<b>396.77</b>	<b>280.82</b>	<b>1371.67</b>	<b>1069.27</b>
3 <b>Profit/(loss) before exceptional items and tax (1-2)</b>	<b>-77.82</b>	<b>-30.50</b>	<b>-101.54</b>	<b>-240.31</b>	<b>-255.46</b>
4 <b>Exceptional Items</b>	0.00	0.00	0.00	0.00	0.00
5 <b>Profit/(Loss) before Extraordinary Items (3-4)</b>	<b>-77.82</b>	<b>-30.50</b>	<b>-101.54</b>	<b>-240.31</b>	<b>-255.46</b>
6 <b>Extraordinary Items</b>	948.86	0.00	0.00	2522.30	0.00
7 <b>Profit/(Loss) before tax (5-6)</b>	<b>-1026.68</b>	<b>-30.50</b>	<b>-101.54</b>	<b>-2762.61</b>	<b>-255.46</b>
8 <b>Tax Expense</b>					
(a) Current tax	1.63	-0.04	0.00	1.59	-7.82
(b) Deferred tax	-18.19	0.00	0.00	-18.19	30.48
<b>Total Tax Expenses</b>	<b>-16.56</b>	<b>-0.04</b>	<b>0.00</b>	<b>-16.60</b>	<b>22.66</b>
9 <b>Profit / (Loss) for the period from continuing operations (7-8)</b>	<b>-1010.13</b>	<b>-30.45</b>	<b>-101.54</b>	<b>-2746.01</b>	<b>-232.80</b>
10 <b>Profit (Loss) from discontinuing operations</b>	0.00	0.00	0.00	0.00	0.00
11 <b>Tax Expense of discontinuing operations</b>	0.00	0.00	0.00	0.00	0.00
12 <b>Profit (Loss) from discontinuing operations (after tax)(9-12)</b>	<b>0.00</b>	<b>0.00</b>	<b>0.00</b>	<b>0.00</b>	<b>0.00</b>
13 <b>Share of Profit / ( Loss) of associates *</b>	0.00	0.00	0.00	0.00	0.00
14 <b>Minority Interest *</b>	0.00	0.00	0.00	0.00	0.00
15 <b>Other Comprehensive Income</b>					
<b>A(i) Items that will not be reclassified to profit or loss</b>	0.00	0.00	0.00	0.00	0.00
<b>(ii) Income tax relating to items that will not be reclassified to profit or loss</b>	0.00	0.00	0.00	0.00	0.00
<b>B (i) Items that will be reclassified to profit or loss</b>	0.00	0.00	0.00	0.00	0.00
<b>ii) Income tax relating to items that will be reclassified to profit or loss</b>	0.00	0.00	0.00	0.00	0.00
<b>Other Comprehensive Income for the period</b>	<b>0.00</b>	<b>0.00</b>	<b>0.00</b>	<b>0.00</b>	<b>0.00</b>
16 <b>Total Comprehensive Income for the period</b>	<b>-1010.13</b>	<b>-30.45</b>	<b>-101.54</b>	<b>-2746.01</b>	<b>-232.80</b>
17 <b>Total Comprehensive Income attributable to :</b>					
Share of Profit / ( Loss) of associates *	0.00	0.00	0.00	0.00	0.00
Minority Interest *	0.00	0.00	0.00	0.00	0.00
18 <b>Paid-up equity share capital (Face value of Rs. 10/- each)</b>	5625.16	5625.16	3875.16	5625.16	3875.16
19 <b>Other Equity</b>				4123.67	5778.06
20 <b>Earnings Per Share (before exceptional items) (not annualised):</b>					
(a) Basic	-0.14	-0.05	-0.26	-0.43	-0.60
(b) Diluted	-0.14	-0.05	-0.23	-0.43	-0.52
21 <b>Earnings Per Share (after exceptional items) (not annualised):</b>					
(a) Basic	-1.83	-0.05	-0.26	-4.91	-0.60
(b) Diluted	-1.83	-0.05	-0.23	-4.91	-0.52




**Notes:**

1. The above audited consolidated financial results have been reviewed by the Audit Committee and approved by the Board of Directors in their meeting held on July 30, 2020. The Audit under Regulation 33 of the SEBI (Listing Obligations and Disclosure Requirements) Regulations, 2015 has been carried out by the statutory auditors. The Audit Report does not contain any observation which could have an impact on the results for the quarter/year ended March 31, 2020.
2. The Company adopted the Indian Accounting Standards ('Ind AS') effective 1st April, 2017 (transition date 1st April, 2016). The financial results have been prepared in accordance with Ind AS as prescribed under Section 133 of the Companies Act, 2013 read with the relevant Rules issued there under.
3. Company operates in Oil and Gas and Trading activities .
4. The figures for Quarter ended 31st March, 2020 are the balancing figures between the audited financial results for the year ended 31st March, 2020 and the published financial results for nine months ended 31st December, 2019
5. Previous period's figures have been regrouped/rearranged wherever necessary to confirm to the current period's classification.
6. Due to COVID-19 pandemic, the nationwide lockdown was imposed from 23<sup>rd</sup> March, 2020 which was further extended by various announcements made by the Central and State Government around the time. Our business activity has not been shut down during the lockdown period as the Company was part of Government denominated indispensable services. The management has made initial assessment of company's profitability and liquidity position along with overall economic impact of COVID-19. Based on corollary of such assessment, the Company does not expect a material impact of COVID-19 on its liquidity and future performances as on the date of these statements. The Company has made detailed disclosure of COVID-19 impact on the Company under Regulation 30 of SEBI (Listing Obligations & Disclosure Requirements), Regulation, 2015 read with SEBI Circular No. SEBI/HO/CFD/CMD1/CIR/P/2020/84 dated May 20

**Date : 30/07/2020**

**Place : Ahmedabad**




**For, GUJARAT NATURAL RESOURCES LTD.**

*Shalin A Shah*  
**SHALIN A SHAH**  
**MANAGING DIRECTOR**  
**DIN : 00297447**



GUJARAT NATURAL RESOURCES LIMITED			
STATEMENT OF CONSOLIDATED ASSETS AND LIABILITIES			
(Rs.in Lacs)			
Particulars		As at 31/03/2020	As at 31/03/2019
<b>A</b>	<b>ASSETS</b>		
<b>1</b>	<b>Non-current Assets</b>		
(a)	Property , Plant and Equipment	2,872.69	2,766.94
(b)	Other Intangible assets	0.04	0.04
(c)	Goodwill	1,358.69	1,387.30
(d)	Capital work in progress	3,804.80	4,237.46
(e)	Intangible assets under development		
(f)	<b>Financial Assets :</b>		
(i)	Investments	0.00	1,875.24
(ii)	Deferred tax assets (Net)	0.33	0.47
(iii)	Loans	375.94	581.81
(iv)	Other non-current assets	497.26	499.13
	<b>Sub-total - Non-current Assets</b>	<b>8,909.75</b>	<b>11,348.39</b>
<b>2</b>	<b>Current Assets</b>		
(a)	Inventories	311.80	284.36
(b)	<b>Financial Assets :</b>		
(i)	Investments	-	-
(ii)	Trade Receivables	357.62	964.24
(iii)	Cash and Cash Equivalents	551.21	209.97
(iv)	Loans	3,731.43	1,547.07
(c)	Other current assets	51.56	11.58
	<b>Sub-total - Current Assets</b>	<b>5,003.60</b>	<b>3,017.22</b>
	<b>TOTAL - ASSETS</b>	<b>13,913.36</b>	<b>14,365.60</b>
<b>B</b>	<b>EQUITY AND LIABILITIES</b>		
	<b>Shareholders' Funds</b>		
(a)	Share Capital	5,625.16	3,875.16
(b)	Other Equity	4,123.67	5,778.06
	<b>Sub-total - Shareholders' Funds</b>	<b>9,748.84</b>	<b>9,653.23</b>
<b>1</b>	<b>Liabilities</b>		
	<b>Non-current Liabilities</b>		
(a)	<b>Financial Liabilities :</b>		
(i)	Borrowings	1,331.93	868.15
(b)	Deferred Tax Liabilities (Net)	283.92	302.25
(c)	Provisions	-	-
(d)	Other Non Current Liabilities	704.56	779.52
	<b>Sub-total - Non-current liabilities</b>	<b>2,320.41</b>	<b>1,949.92</b>
<b>2</b>	<b>Current Liabilities</b>		
(a)	<b>Financial Liabilities :</b>		
(i)	Borrowings	390.93	1,417.29
(ii)	Trade Payables	1,046.58	963.42
(b)	Other Current Liabilities	392.75	367.96
(c)	Current Tax Liabilities ( Net )	-	-
(d)	Provisions	13.86	13.78
	<b>Sub-total - Current Liabilities</b>	<b>1,844.12</b>	<b>2,762.46</b>
	<b>TOTAL - EQUITY AND LIABILITIES</b>	<b>13,913.36</b>	<b>14,365.60</b>





**GUJARAT NATURAL RESOURCES LIMITED**

**Cash flow Statement**

		(Rs.in Lacs)	
Particulars		01-04-2019 to 31-03-2020	01-04-2018 to 31-03-2019
<b>A Cash flow from Operating Activities</b>			
Net Profit Before Tax		(2,760.78)	(255.46)
Adjustments for:			
Add Depreciation		421.26	466.23
Less Dividend Income		-	-
Less Interest Income		(33.84)	(10.76)
Add Interest Expense		45.49	63.25
Less Consolidation Adjustment		(20.69)	
Operating Profit / (Loss) before Working Capital Changes		(2,348.56)	263.25
Adjustments for:			
Increase/(Decrease) in Trade Payables		83.16	(16.52)
Increase/(Decrease) in Short term Borrowing		(1,026.37)	(780.17)
Increase/(Decrease) in Provisions		0.07	(4.10)
Increase/(Decrease) in Other Current Liability		24.78	68.01
(Increase)/Decrease in Trade Receivables		606.62	(10.09)
(Increase)/Decrease in short term loans & advances		(2,184.36)	761.37
(Increase)/Decrease in inventories		(27.43)	3.50
(Increase)/Decrease in other current assets		(39.98)	2.57
<b>Cashflow generated from Operating Activities</b>		(4,912.06)	287.83
Income Tax Paid ( Net of Refund)		-	(30.48)
<b>Net Cashflow generated from Operating Activities A</b>		(4,912.06)	257.34
<b>B Cash flow from Investment Activities</b>			
Purchase of Property , Plant and Equipment		(94.35)	(89.42)
Sale of Property , Plant and Equipment			
Sale of Investments		1,875.24	-
Purchase of Investments			
Share Application Money Received Back			
Interest Income		33.84	10.76
Dividend Income			
Deferred tax assets (Net)			
<b>Net Cashflow generated from Investments Activities B</b>		1,814.73	(78.66)
<b>C Cash flow from Financing Activities</b>			
Interest Expenses		(45.49)	(63.25)
Non Controlling Interest			
Proceeds/(Repayment) towards Convertible Warrant		(962.50)	1,320.00
Proceeds/(Repayment) towards share capital		3,850.00	
(Increase)/Decrease in other non-current assets		1.88	(31.65)
(Increase) /Decrease in Long term Loans & Advances (Assets)		205.86	(9.04)
Increase /(Decrease) in Borrowings (Liabilities)		463.78	(1,276.51)
Increase/(Decrease) in non current liabilities		(74.96)	(189.38)
Increase/(Decrease) in other financial liabilities			
<b>Net Cashflow generated from Financing Activities C</b>		3,438.57	(249.83)
<b>Net Change in Cash &amp; Cash Equivalents (A+B+C)</b>		341.24	(71.14)
Opening Cash & Cash Equivalents		209.97	281.11
<b>Closing Cash &amp; Cash Equivalents</b>		551.21	209.97



<b>GUJARAT NATURAL RESOURCES LIMITED</b>			
<b>Audited Consolidated Segment - Wise Revenue , Results and Capital Employed</b>			
<b>( Rs. In Lacs )</b>			
Particulars	Quarter Ended		Year Ended
	31/03/2020	31/12/2019	31/03/2020
	Audited	Unaudited	Audited
<b>1. Segment Revenue</b>			
(a) Oil and Gas Product.	198.66	174.34	701.64
(b) Trading of Goods	183.16	171.87	369.30
(c) Others	0.00	0.00	0.00
<b>Total</b>			
<b>Less: Inter Segment Revenue</b>			
<b>Net sales/Income From Operations</b>	<b>381.82</b>	<b>346.21</b>	<b>1070.94</b>
<b>2. Segment Results</b>			
(a) Oil and Gas Product.	200.70	169.20	704.29
(b) Trading of Goods	30.85	27.72	72.85
(c) Others	24.92	25.22	60.42
<b>Total</b>			
<b>Less: (i) Other Un-allocable Expenditure net off</b>	<b>-332.46</b>	<b>-252.64</b>	<b>-1076.04</b>
<b>Total Profit Before Tax</b>	<b>-75.99</b>	<b>-30.50</b>	<b>-238.48</b>
<b>3. Capital Employed</b>			
(Segment assets – Segment Liabilities)			
(a) Oil and Gas Product.	7008.81	114.75	7008.81
(b) Trading of Goods	113.59	79.20	113.59
(c) Other Unallocable	2626.44	10587.99	2626.44
<b>Total</b>	<b>9748.84</b>	<b>10781.94</b>	<b>9748.84</b>

